

# How reliable are Excalibur Windows? Independent testing tells the whole story.

You expect us to say Excalibur Windows are technically superior. And we understand that you might want to verify our claim.

That's why we have independent testing and certification agencies test Excalibur Windows. Here's what their findings say:

■ Excalibur Windows easily passed the rigorous air infiltration resistance testing procedure of the American Society for Testing and Materials (ASTM). ASTM E 283.

■ Excalibur Windows resisted water infiltration during a test in which the equivalent of eight inches of rain an hour is blown onto the window at a simulated wind speed of approximately 60 mph. ASTM E 547.

■ Excalibur Windows maintained their structural strength and integrity in tests simulating winds of over 155 mph. (This is the same wind speed reserved for Category 5 hurricanes by the National Hurricane Center). ASTM E 330. These tests were witnessed by independent testing laboratories utilizing the nationally recognized and accepted American Architectural Manufacturers Association (AAMA) test standards and criteria. Tough tests, tough judges, tough window. Excalibur Windows. The best way to look out on the world.

## Your absolute guarantee of quality... the Alside Lifetime Limited Warranty.

Excalibur Windows are made by Alside, a recognized leader in product innovation, manufacturing excellence and uncompromising quality control. That's a reputation you can count on, from the day your windows are installed until the day you sell your home. And to make your buying decision easier, Alside backs all Excalibur Windows with its Lifetime Limited Warranty†. Your assurance that we mean what we say.



## Underwriters Laboratories approved.

The respected product safety organization, Underwriters Laboratories, has inspected and tested Excalibur Windows, certifying that they are UL Classified to ASTM E84.



ENERGY STAR®  
PARTNER OF THE YEAR  
2000, 2001 & 2002




**Alside**

Alside, Inc. PO Box 2010 Akron, Ohio 44309  
1-800-922-6009 [www.alside.com](http://www.alside.com)



# Excalibur®

Fusion-Welded Vinyl Windows



Total Comfort and Outstanding Durability.

**Alside**

The Best Buy seal is a registered trademark of Consumers Digest Communications, LLC, used under license.  
© 2007 Alside, Inc. Alside, Excalibur and ClimaTech are registered trademarks of Alside. Solarban is a registered trademark and Intercept is a trademark of PPG Industries. \* Insulated Glass (IG) units that require capillary tubes may experience some argon gas depletion.  
† Written copy of the warranty is available by writing to: Warranty Department, PO Box 2010 Akron, Ohio 44309. Colors are reproduced by lithographic process and may vary slightly from colors of actual product. All specifications and designs subject to change without notice. Printed in USA Rev. 11/07/50M/OP 75-2814-01

## A whole new view on your world.

The right replacement windows say a lot about the pride you take in your home. They offer the outside world a view into your home and make a statement about your fashion sense. Alside Excalibur Windows strike the perfect balance between total comfort and smart style. From their sleek, elegant but simple design, to the strength of their vinyl frames and sashes, Excalibur Windows are in a class by themselves; the choice of homeowners who refuse to compromise when it comes to the beauty and strength of their home.

## Expertly designed for those who demand more.

Alside Windows are so much more than replacement windows. Each Excalibur Window is built with the confidence and skill of our product development group—experts with a proven track record designing, building and testing superior, energy-efficient windows. They understand all the technical requirements that go into making an exceptional, easy to operate window. The end result is a replacement window that places as much emphasis on style as it does comfort and energy-efficiency.

# Excalibur. Bringing a new sense of quality and style with savings to match.



A Consumers Digest Best Buy is a nationally available product the publication has identified as one that merits special attention from consumers based on its combination of performance, ease-of-use, features, durability, warranty, efficiency, styling and maintenance and servicing requirements. The Excalibur Window from Alside has been recognized by Consumers Digest as exactly that . . . A Best Buy!

No need to choose between style or energy-savings, get the best of both worlds with Excalibur Windows. Each Excalibur Window is designed to maximize energy efficiency without sacrificing aesthetics in the process.

1. **Vinyl frames and sashes will never chip, peel, crack or warp.** Made tough and solid with virgin vinyl (PVC) resin, their color is formulated throughout so the beautiful luster lasts.
2. **Multi-chambered sash and mainframe** create insulating air spaces for thermal efficiency.
3. **Insulated glass unit** featuring double strength glass with optimal air space improves year round performance.
4. **PPG Intercept™ Warm Edge Spacer System** maximizes performance and longevity.
5. **Interlock at sash meeting rails** add to your sense of security, comfort and well-being.
6. **Protective bulb seal** helps to prevent air infiltration at the meeting rail.
7. **Drop in glazing** for extra protection from the elements.
8. **Fully extruded lift rails** provide strength and stability for easy operation.
9. **Sloped sill** forces water to drain to the exterior of the window.
10. **Hidden screen track** for clean lines and added beauty.
11. **Protective bulb seal** at the sill provides extra protection from the elements—sealing tightly against dust, dirt and air infiltration.

#### Plus these additional features:

- **Fusion-welded frames and sashes** add strength and rigidity.
- **Dual ventilator locks** provide a safe, secure way to keep windows open for proper ventilation.
- **Full balance covers** help protect against air infiltration while adding a finished look to the window frame.
- **Constant force balance system** eliminates sash cords, weights and pulleys. You'll benefit from smooth, comfortable fingertip operation.
- **Tilt-in top and bottom sashes** make cleaning safe and easy from inside the home.
- **Double barrier-fin weatherstripping** at sash sides helps keep out dirt and noise, and protects against air infiltration.
- **Beveled exterior profile** gives windows a clean, elegant look.



## ClimaTech®. Your solution for increased window performance.

The optional ClimaTech Insulated Glass Package combines PPG's Solarban® 60 multi-layered Low-E Glass with the Intercept™ Warm Edge Spacer System and argon gas. The ClimaTech glass package is up to 40% more energy efficient than most other low-E or mid-E glass systems, and provides more than twice the energy efficiency of clear glass units.

Excalibur Windows with ClimaTech far exceed the performance requirements set forth by the US Department of Energy in conjunction with the National Fenestration Rating Council (NFRC) test criteria.

One of the most critical NFRC tests measures the rate of heat loss through a window or door (U-Value). The lower the U-Value, the better the product is at resisting heat flow, which results in a product with a greater insulating value.

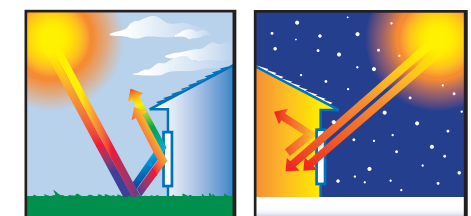
Window U-Value Comparison	
Window Size	36" x 60"
Clear Glass Unit	0.50
(ClimaTech) Low-E/Argon	0.32

Type of Glass Unit	Clear	Low-E/Argon
SHGC	0.59	0.31

Another critical NFRC test is for Solar Heat Gain Coefficient (SHGC). This procedure measures how well a product blocks heat caused by sunlight. Again, the

lower the number, the less solar heat the window transmits into the home.

Both charts clearly show how the performance of Excalibur Windows can be enhanced with the addition of the ClimaTech Insulated Glass Package.



Low-E Glass filters long-wave radiation. This reduces heat gain in your home from the sun in the summer, keeping your home cooler.

Low-E takes on a new duty in winter months. It lets warm solar rays into your home while blocking the heat in your home from getting out.

## Double-Hung Windows.

# A clear choice for the discerning homeowner... Excalibur Double-Hung Windows.

*Make a bold statement with elegant Excalibur Double-Hung Windows. The combination of an extremely simple-to-use design with a stylish, contemporary look makes Excalibur the right choice for homeowners who pay attention to the smallest details, and expect perfection every single time.*


- A fusion-welded sash and mainframe structure for added strength and rigidity. Tough, extra-thick extrusion walls provide the ultimate in welding strength.
- Multi-wall extrusion for superior welding strength.
- Interlock at sash meeting rails create a super-tight seal against air infiltration, providing security, comfort and well being.
- Sloped sill forces water to drain to the exterior of the window.
- Drop-in glazing provides energy efficiency as well as interior aesthetic appeal.
- Double barrier-fin weatherstripping at sash sides helps keep out dirt and noise, and protects against air infiltration.
- A constant force balance system that eliminates sash cords, weights and pulleys and provides easy fingertip operation.
- Hidden screen track produces clean lines and added beauty.



## Sliding Windows.

*Add a bright, new dimension of comfort and elegance.*


- A fusion-welded sash and mainframe structure for added strength and rigidity. Tough, extra-thick extrusion walls provide the ultimate in welding strength.
- Multi-wall extrusion for superior welding strength.
- Hidden screen track produces clean lines and added beauty.
- Double-barrier weatherstripping for superior protection from air and water infiltration.
- Nylon-encased dual brass roller system.
- Theft deterrent locks.



## Casement Windows.

*Enjoy the clean, uninterrupted sightlines of a casement window.*

- Beveled exterior sash design gives the window the appearance of a larger glass area with an attractive slimline look.
- Step-down frame with compression-type inner bulb seal provides a tight seal during inclement weather.
- State-of-the-art hinge system provides multi-directional ventilation and allows sash cleaning from inside the home.
- Positive crank mechanism permits easy operation when opening and closing the sash.
- Multi-point locking system ensures a tight fit and added security.
- Multiple lite configurations available in single mainframe.




## Swing & Clean Sliding Windows.

*The pinnacle of style, performance and ease of maintenance.*

- Multi-chambered vinyl frame that provides insulation and adds to the windows energy efficiency.
- Maintenance-free frames and sashes that will never need painting, scraping or caulking.
- DuraBrake pivot/glide shoe that enhances the smooth sash operation.
- EasyGrip swing latch locks the sash in place at the top and bottom.
- Drop-in glazing provides energy efficiency as well as interior aesthetic appeal.
- Available in 2-lite and 3-lite configurations.
- 3-lite models available in equal-lite or 1/4-1/2-1/4 configurations.

Cleaning is a snap. Simply unlock the control latch and swing inward. You'll never have to remove any of the sashes to clean the exterior glass.



## Awning Windows.

*A versatile style to enhance any room in your home.*

- Beveled exterior sash design gives the window the appearance of a larger glass area with an attractive slimline look.
- Heavy-duty state-of-the-art hinge system provides easy operation from inside the home.
- Metal reinforcement helps to secure the operating hinge system.
- Awning windows feature a dual point locking system for a safe secure fit.
- Multiple lite configurations available in single mainframe.
- Combine awning and fixed lite windows to add striking beauty and increased visibility.



## Bay and Bow Windows.

Add a dramatic new allure and flair to any room.

- 1-1/4" furniture grade veneer is standard in the construction of head, seatboards and jambs.
- Head and seatboards in oak or birch veneer finish each window and are ready for painting or staining.
- 3" pre-insulated seatboard option helps increase energy savings.
- Slimline reinforced mullion design provides superior strength and support for the selected components.
- Bay and bow windows are available in white or beige with optional light oak, dark oak or cherry woodgrain interior finishes.
- Exterior roof system available with copper or painted aluminum roof clad kits.



## Garden Windows.

Bring the beauty of nature closer than ever before.

- Fully welded mainframe for strength and stability.
- Top sloped insulating glass panel is tempered for improved safety and unit integrity.
- Equal sightlines between picture units and operating sashes.
- Twin sealing, fully screened, operating casement improves weather protection.
- Multi-point locking system for a tighter seal and added security.
- Clear 1" insulated glass unit provides all-weather protection.





## Decorative Options.

For your own personal taste.

Choose from a wide array of colors and finishes that add distinction and individuality to every room in your home.


Excalibur Windows are available in an array of decorative options to fit any look, any need, and any design. Choose from simple white or beige, or a light oak, dark oak or cherry woodgrain interior to finish and complement your Alside Window exactly the way you want.



Cherry


## Interior Grids

Classic grids are available in complementary white or beige, in Colonial, Diamond, Prairie and Double Prairie patterns. Contoured Colonial grids feature a modeled "cut wood" look and are available in complementary colors and in matching woodgrains. Excalibur also offers narrow Colonial grids with a bright-brass finish. All grids are enclosed within the insulated glass unit for easy cleaning.



## Cut Glass

Excalibur Windows are also available in a variety of cut and polished glass patterns.



## Performance Options.



Make your home an energy miser.

It's easy. Just upgrade your windows with our ENERGY STAR® qualified CLIMATECH® INSULATED GLASS PACKAGE.

Excalibur Windows are designed for superior thermal performance. By choosing the ClimaTech® insulated glass package, featuring PPG's Low-E Glass and the Intercept™ Warm Edge Spacer System, you can help reduce your energy costs even more, while further reducing consumption of fossil fuels.



What makes the CLIMATECH® INSULATED GLASS PACKAGE so effective?

Since 80% of a window is glass, substantial heating and cooling savings come from improved glass performance.

- Our combination of UV-filtering Low-E Glass, insulating argon gas\* and the Intercept™ Warm Edge Spacer System creates significant energy efficiency. Together they can cut the damaging effects of the sun, which can lead to the fading of carpets, curtains and furniture by an additional 72% over clear insulated glass units.
- In winter, a warmer glass temperature is maintained, increasing the R-value by an additional 104%.
- In summer, a 49% reduction in solar heat gain helps cut air-conditioning costs.

The result: Your monthly utility bills will reflect savings year round.

## Sliding Patio Doors.

Enjoy more of the outdoors with an expanded view.

- Mainframe substructure, combined with vinyl cladding, provide an effective thermal barrier.
- Vertical-sash components are metal reinforced for added structural strength.
- Extra-deep weatherstripped integral interlocks at meeting stiles for added protection against air infiltration.
- Panels slide on dual adjustable brass wheels with steel ball bearings for smooth movement.
- Heavy-duty fiberglass screen with aluminum frame features an adjustable independent wheel system in all four corners.
- Available in 2-, 3-, and 4-lite configurations.

